



User Group Meeting

August 30, 2021

Agenda

- News & Updates
- Check in on AggieEnterprise
- COFI impact to AggieBudget
- New reports demonstration

Practice Poll

Practice poll: Who attends the AggieBudget user group meeting?

I am a:

1. Assistant Dean or COO
2. Senior Analyst directly supporting the AD/COO
3. CAO
4. Department analyst
5. Other (tell us in the chat)

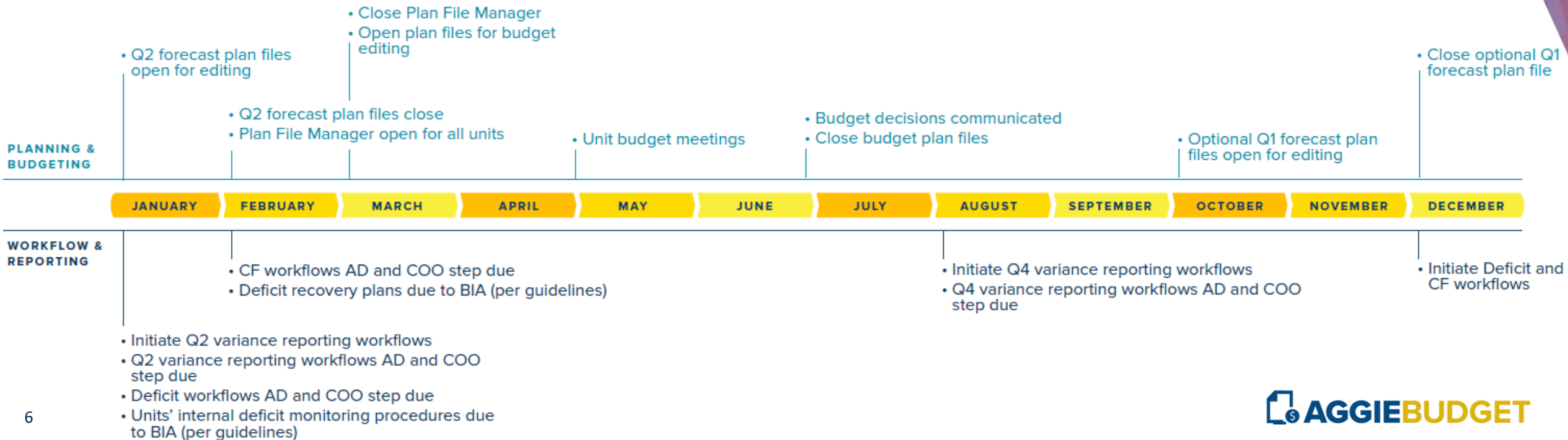
I work in:

1. A College
2. A Professional School
3. An Administrative Organization
4. Other (tell us in the chat)

News & Updates

Budget Cycle Timeline

[AggieBudget | Finance & Business \(ucdavis.edu\)](#)



AggieEnterprise and AggieBudget

AggieEnterprise

AggieBudget

AggieBuy

Cost Share
Application

FIS Decision
Support

Ledger
Review

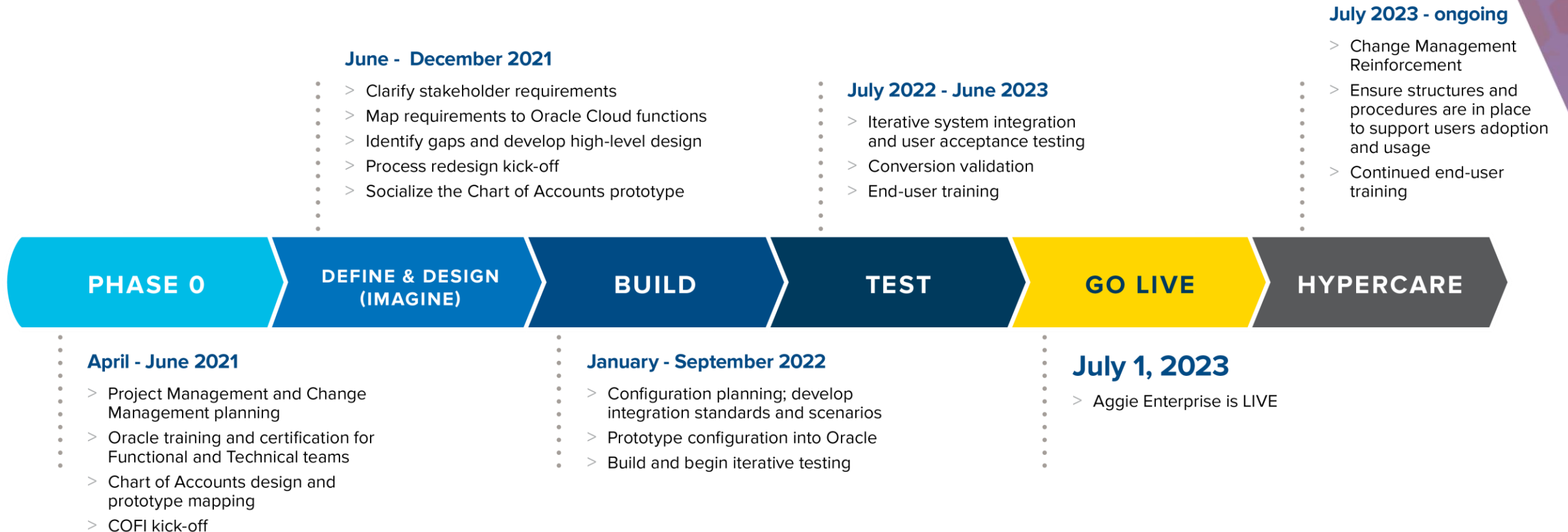
Kuali Financial
System

Vendor
W9 Upload



AggieEnterprise

AggieEnterprise Timeline



AggieEnterprise Guiding Principles

[Guiding Principles | Finance & Business \(ucdavis.edu\)](https://ucdavis.edu/finance/business/guiding-principles)

- Aggie Enterprise is a strategic business transformation initiative.
- The project will leverage best practices in financial management and business operations.
- The transformation initiative will drive accountability and decision-making.
- The design will maximize configuration and eliminate customizations.
- The governance team will seek to maintain the balance between timeline, budget and scope as envisioned in the initial plan.

Future Workforce Planning Discussion


Planning by position versus planning by employee

- Example: You have an org with 10 professors who have the same job code, each with some % of their time on C&G.
- **Planning by employee** - plan each individual's start date, end date, salary, and percent time on core funds and the same details for each individual with their percent time on C&G
 - Similar to AggieBudget, most detailed planning option
- **Planning by position** - plan an average annual salary for the group times the FTE on core funds and a second line with the FTE on C&G
 - May be less precise, less time-intensive

Both methods are acceptable budgeting practices!

Future Workforce Planning Discussion

- Break out rooms
 - 5 minutes
 - Discuss pros and cons of each labor planning method
 - AggieBudget team members may join your discussion
- Share discussion highlights
- Poll

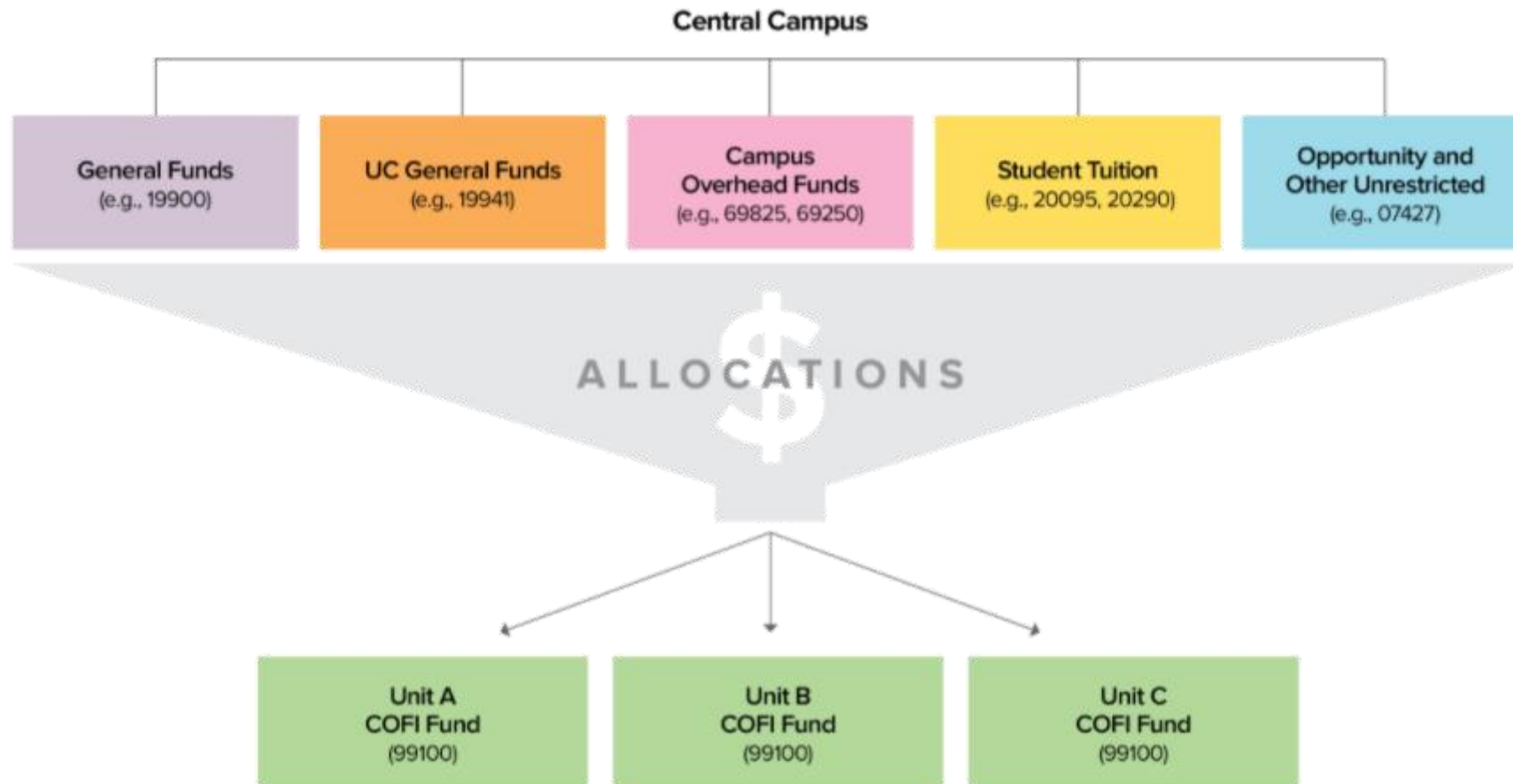


Poll: Would you like us to consider planning workforce as the number of FTE for a job code on a given fund source?

- A. Yes! Please move to planning FTE by job code, fund source and financial department.
- B. No! I really need to plan for individual start and end dates and their specific distribution lines.
- C. I would like to see the detailed planning data but make adjustments as a group.
- D. I'm fine planning either way.
- E. I don't know. I need more information.

COFI

COFI Overview



COFI Overview

[Common Operating Fund Initiative \(COFI\) | Finance & Business \(ucdavis.edu\)](https://ucdavis.edu/finance/business/cofi)

- Accounts are not changing
- Fund numbers are changing
- COFI will not:
 - Change budget decisions
 - Result in budget reductions
 - Change budget allocation methodologies or information provided about allocations
 - Include funds with externally imposed restrictions, such as contracts and grants, clinical trials, private gifts and endowment earnings

COFI Timeline

Wave 1 (Sept.)

September 11, 2021 KFS Conversion Date*

College of Letters and Science

Continuing and Professional Education

Development and Alumni Relations

Library

Graduate School of Management

Graduate Studies

Information and Educational Technology

School of Law

Wave 2 (Oct.)

October 12, 2021 KFS Conversion Date*

College of Agricultural and Environmental Sciences

College of Biological Sciences

College of Engineering

Office of the Chancellor and Provost

Office of Diversity, Equity and Inclusion

School of Education

School of Veterinary Medicine

Intercollegiate Athletics

Finance, Operations and Administration

Wave 3 (Nov.)

November 10, 2021 KFS Conversion Date*

AggieSquare

Student Affairs

Office of Research

School of Medicine

Betty Irene Moore School of Nursing

AggieBudget and COFI

- There is nothing for you to do in AggieBudget
- Fund numbers will be updated automatically
- Most reports are ready to accept the change
- Carryforward and Deficit reporting processes will be delayed until after the fund conversion is complete
- If you use account blocks, keep in mind that moving accounts in KFS may affect your account blocks in AggieBudget

Sources & Uses

Financial >> Budget Process >> Sources & Uses

Filters: Exclude Fund Categories (800)

Budget Group	Budget Final FY2021-22						Actuals FY2020-21 - June Year-to-Date					
	Common Op Fnd	State/Gen Fnd & Tuit	F&A CR	Student Fees	Misc Fund Categories	TOTAL	Common Op Fnd	State/Gen Fnd & Tuit	F&A CR	Student Fees	Misc Fund Categories	TOTAL
Prior Year Carryforward Balance	66,151,704	8,209,931	0	(9,393,605)	25,209,588	90,177,618	55,324,218	7,038,866	0	(9,413,217)	25,982,333	78,932,200
Annual Sources												
July 1 Base Budget	306,315,531	1,084,566	-	1,860,720	4,865,272	314,126,088	299,893,604	1,082,185	-	47,313	2,754,277	303,777,379
Total Income	4,774,407	0	-	70,749,641	3,299,143	78,823,191	573,934	-	-	56,789,415	3,015,567	60,378,916
Total Recharge	0	-	-	0	2,818,020	2,818,020	68,841	1,150	-	270,520	2,447,563	2,788,074
Net Budget Transfers	16,663,587	83,207	-	(412,650)	4,426,630	20,760,773	25,781,216	1,722,199	192,047	(2,172,262)	7,990,726	33,513,925
Total Annual Sources	327,753,525	1,167,773	-	72,197,710	15,409,064	416,528,072	326,317,595	2,805,534	192,047	54,934,986	16,208,133	400,458,294
Uses												
Total Personnel Expense	254,969,519	2,495,396	-	30,666,991	4,803,368	292,935,274	245,274,807	3,300,886	13,892	26,445,026	5,137,524	280,172,134
Total Operating Expense	30,348,175	1,850,318	6,809	30,585,397	5,670,600	68,461,300	23,676,378	802,419	18,317	17,208,368	5,814,862	47,520,344
Financial Aid	35,450,130	48,923	-	15,089,555	3,859,364	54,447,973	36,003,123	85,985	1,000	13,440,327	3,865,316	53,395,752
Total Debt Service, Reserve-Improvements & Depr	87	-	-	-	13,390	13,478	-	-	-	-	37,313	37,313
Total Uses	320,767,912	4,394,636	6,809	76,341,944	14,346,723	415,858,025	304,954,308	4,189,289	33,209	57,093,722	14,855,016	381,125,543
Net Annual Sources and Uses	6,985,613	(3,226,863)	(6,809)	(4,144,233)	1,062,341	670,047	21,363,288	(1,383,755)	158,838	(2,158,736)	1,353,117	19,332,751
Ending Carryforward Balance	73,137,316	4,983,067	(6,809)	(13,537,838)	26,271,928	90,847,665	76,687,505	5,655,111	158,838	(11,571,953)	27,335,450	98,264,951

COFI Quiz!

What does COFI stand for?

- A. California Office of Instruction
- B. Creepy Ornaments From Iceland
- C. Climate Ordinances For Invertebrates
- D. Common Operating Fund Initiative
- E. Common Obstacles Found Iceboating
- F. Cohort Of Friendly Iguanas
- G. This is a silly list

What should you do in AggieBudget to prepare for COFI conversion?

- A. Open all plan files to change the fund number on your accounts and account blocks
- B. Move all of the affected accounts to a new org in KFS to organize them better
- C. Open new accounts in KFS with the COFI fund number
- D. None of the above

What should you do in AggieBudget after COFI conversion?

- A. Run some reports to see how they look and reorient yourself
- B. Move all of the affected accounts to a new org in KFS to organize them better
- C. Close accounts to consolidate accounts in the same org with the same fund
- D. A and C

New Reports

And how to use them!

Report Development

- Will make effort to bring popular reports to AggieEnterprise
- New AggieBudget Reports:
 - Deficit Management Report
 - Sources & Uses Slice
 - Projection Summary
 - 5-Year Sources & Uses

Deficit Management Report

- Displays projected carryforward using budgeted out years by organization and fund category
- Projected out year net sources & uses values taken from the out years of the budget plan files of the selected version
- User can select an org and org level

Organization	Actual Carryforward as of July 1, 2019	Actual Carryforward as of July 1, 2020	Actual Carryforward as of July 1, 2021	Carryforward as % of FY 2020-21 Uses	Projected FY 2021-22 Net Sources & Uses	Projected Carryforward as of July 1, 2022	Projected FY 2022-23 Net Sources & Uses	Projected FY 2023-24 Net Sources & Uses	Projected Carryforward as of July 1, 2024
BUDGET AND INSTITUTIONAL ANALYSIS (3-BRMP)									
State & UC General Funds and Tuition	666,886	613,441	474,919	12.0%	45,425	520,344	136,446	194,802	851,592
Student Fees	107,657	197,230	141,657	18.9%	(32,752)	108,904	28,098	28,941	165,944
Reserves and Employee Support	50,637	2,712	50,243	3245.9%	(19,922)	30,320	(20,520)	(21,136)	(11,336)
Other Fund Types	168,399	403,880	272,150	25.9%	72,042	344,192	75,288	77,875	497,355
BUDGET AND INSTITUTIONAL ANALYSIS (3-BRMP) Total	993,578	1,217,264	938,968	16.3%	64,793	1,003,760	219,312	280,483	1,503,555

Deficit Management Report

- An org / fund category combination that meets the deficit threshold will be highlighted, a warning icon will display and red label indicating a deficit plan will appear
 - Deficit over \$500k OR
 - Deficit over \$100k with carryforward as % of uses over 10%

Organization	Actual Carryforward as of July 1, 2018	Actual Carryforward as of July 1, 2019	Actual Carryforward as of July 1, 2020	Carryforward as % of FY 2019-20 Uses	+ FY 2020-21 Net Sources & Uses	= Projected Carryforward as of July 1, 2021	+ FY 2021-22 Net Sources & Uses	+ FY 2022-23 Net Sources & Uses	= Projected Carryforward as of July 1, 2023	Carryforward Trend	
Auxiliary and Self Supporting	524,298	6,188	(1,289,496)	-8.8%	100,129	(1,189,367)	-	-	(1,189,367)		DEFICIT PLAN REQUIRED

Organization	Actual Carryforward as of July 1, 2018	Actual Carryforward as of July 1, 2019	Actual Carryforward as of July 1, 2020	Carryforward as % of FY 2019-20 Uses	+ FY 2020-21 Net Sources & Uses	= Projected Carryforward as of July 1, 2021	+ FY 2021-22 Net Sources & Uses	+ FY 2022-23 Net Sources & Uses	= Projected Carryforward as of July 1, 2023	Carryforward Trend	
Auxiliary and Self Supporting	(140,131)	(84,760)	(150,584)	-39.7%	(78,118)	(228,702)	(304,779)	(310,807)	(844,289)		DEFICIT PLAN REQUIRED

Sources & Uses Slice Report

- Allows the user to "slice" a version by a specified attribute across the columns
 - Slice Attribute Options: Fund Category, Fund, Account, Sub Account, HEFC, Plan File, Account Block
 - Maximum of 12 attribute values
- Once approved will replace the Quarterly Account Variance Desktop Report

Sources & Uses Slice: 3-BRMP - BUDGET AND INSTITUTIONAL ANALYSIS

Financial >> [Sources & Uses Slice](#)

Filters: Exclude Fund Categories (800)

Budget Group	Annual Actuals FY2020-21 by Fund Category				Annual		Variance	
	State/Gen Fnd & Tuft	Student Fees	Res and Empl Suppt	Other	Actuals FY2020-21	Budget Final FY2020-21	\$	%
Prior Year Carryforward Balance	613,441	197,230	2,712	403,880	1,217,264	1,217,264	-	-
Annual Sources								
July 1 Base Budget	4,205,870	738,456	49,078	370,334	5,363,738	5,363,738	-	-
Net Budget Transfers	(375,500)	(42,571)	-	549,000	130,929	426,762	295,833	225.9%
Total Annual Sources	3,830,370	695,885	49,078	919,334	5,494,667	5,790,500	295,833	5.4%

Projection Summary Report

- Similar to the "12 Month Projection Report", allows users to generate a projection by combining YTD actuals and a plan version.
- Sources displayed by Fund Category instead of Budget Group

Projection Summary: 3-BRMP - BUDGET AND INSTITUTIONAL ANALYSIS

Financial >> Analytical >> [Projection Summary](#)

April - Filters: Exclude Fund Categories (800)

Budget Group	Annual Total Budget Final FY2020-21	April Actuals FY 2020-21	April Year-to-Date Actuals FY 2020-21	+	May - June Forecast FY2020-21 (06/06)	=	FY 2020-21 Projection
Prior Year Carryforward Balance	1,217,264	-	1,217,264		-		1,217,264
Sources							
State & UC General Funds and Tuition	3,821,085	(65,500)	3,835,370		(67,447)		3,767,923
Student Fees	663,456	(42,571)	695,885		-		695,885
Reserves and Employee Support	53,578	-	49,078		4,500		53,578
Other Fund Types	1,252,381	-	645,334		-		645,334
Total Sources	5,790,500	(108,071)	5,225,667		(62,947)		5,162,720

5-Year Sources & Uses Report

- Similar to the "3 Year Sources & Uses Report", allows users to display 5 versions broken down by fund category across the columns.
- Report allows users to report on planned out years.

5 Year Sources & Uses : 3-BRMP - BUDGET AND INSTITUTIONAL ANALYSIS



Financial >> Analytical >> 5 Year Sources & Uses

Filters: Exclude Fund Categories (800)

Budget Group	Budget Final FY2021-22				Budget Final FY2021-22 Out Year 1				Budget Final FY2021-22 Out Year 2			
	State/Gen Fnd & Tuit	Student Fees	Misc Fund Categories	Total	State/Gen Fnd & Tuit	Student Fees	Misc Fund Categories	Total	State/Gen Fnd & Tuit	Student Fees	Misc Fund Categories	Total
Prior Year Carryforward Balance	568,441	140,230	283,867	992,539	585,495	144,437	292,383	1,022,315	603,059	148,770	301,155	1,052,985
Annual Sources												
July 1 Base Budget	4,205,870	567,163	1,069,412	5,842,445	4,332,046	584,178	1,101,494	6,017,718	4,462,007	601,703	1,134,539	6,198,250
Net Budget Transfers	40,715	-	(35,000)	5,715	41,936	-	(36,050)	5,886	43,195	-	(37,132)	6,063
Total Annual Sources	4,246,585	567,163	1,034,412	5,848,160	4,373,983	584,178	1,065,444	6,023,605	4,505,202	601,703	1,097,408	6,204,313

Note – Screenshot only displays 3 years due to space constraints.



Reporting Quiz!



Which report allows for reporting on out years developed in budget plan files?

- A. Sources & Uses Slice Report
- B. Projection Summary Report
- C. 5-Year Sources & Uses Report
- D. None of the above

The Deficit Management report will indicate that an org / fund category combination deficit requires a deficit plan with:

- A. Warning icon
- B. Yellow highlight
- C. Red "Deficit Plan Required" Label
- D. All of the above



Which report appears to be the most useful to your organization?

- A. Deficit Management Report
- B. Sources & Uses Slice Report
- C. Projection Summary Report
- D. 5-Year Sources & Uses Report

Thank you